



Gateway Online Academy is a new virtual charter high school designed to help all students successfully complete high school and prepare for future opportunities regardless of their unique circumstances and challenges.



The school provides an engaging virtual learning environment that embraces individuality and encourages self-discipline and responsibility. Students choose their personal pathway to graduation through an individualized success plan. Flexible scheduling and self-paced courses help accommodate students' work, life, and learning needs.

Students progress with the guidance of qualified and engaged teachers, Success Coaches, and Intervention Specialists. In 2022-23, Gateway Online Academy helped 93 students realize their goal of a high school diploma.

MISSION STATEMENT

To be a student-centered organization that focuses on improving opportunities for all young people to fully develop the academic, social, work, and healthy life skills needed to graduate from high school and lead productive lives.

At Gateway Online of Ohio, we believe the following:

- Every student deserves an opportunity for a quality education.
- Relationship building is paramount for our success.
- Our students are the most important people at our school.
- Student success is determined by teamwork between home, student, and school.
- Flexibility with accountability is imperative for At-Risk Students
- We use data to inform our decisions and measure our success.

GRADES SERVED

9 - 12

PRINCIPAL

Martin D Yoder Jr.

HEAD OF SCHOOL


Brian Hessey

SCHOOL YEAR OPENED

2022-23


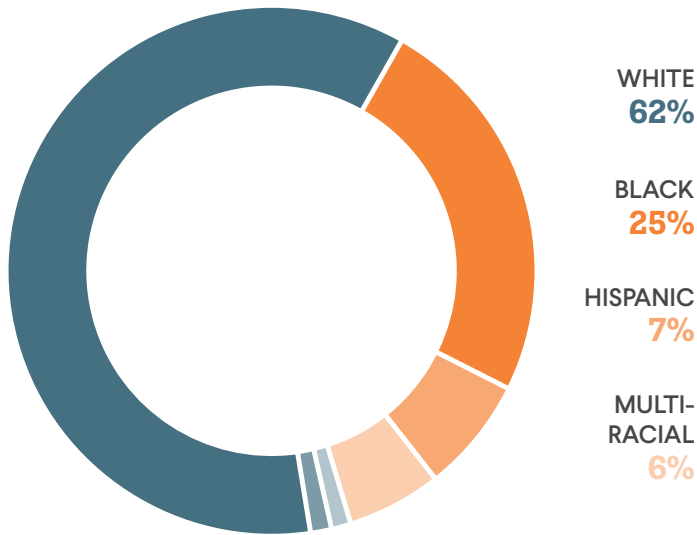
AUTHORIZER

St. Aloysius Orphanage



2022-23
ANNUAL REPORT

STUDENT DEMOGRAPHICS



1,084

STUDENTS SERVED


202

AVERAGE DAILY ENROLLMENT

60%

AVERAGE DAILY ATTENDANCE

SPECIAL POPULATIONS



40% ECONOMICALLY DISADVANTAGED

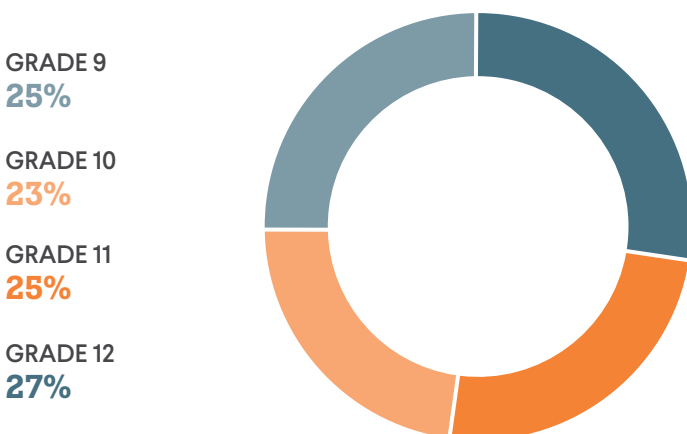
38% STUDENT MOBILITY RATE

0% UNHOUSED

HIGHLIGHTS

- Rated Meets Standards in Achievement for students meeting assessment criteria for graduation
- Rated Meets Standards in Progress for student academic growth in a one-year period
- Launched State Tested Nursing Aides (STNA) program
- Started Riseup & Embold programs
- Engaged students in selecting a school mascot: the Gateway Guardians
- Grew enrollment from approximately 100 students at the beginning of the school year to 1,000 students in early spring

ENROLLMENT BY GRADE LEVEL



INSTRUCTIONAL & SUPPORT STAFF

AVERAGE CLASS SIZE **38**

STUDENT TO STAFF RATIO **19:1**

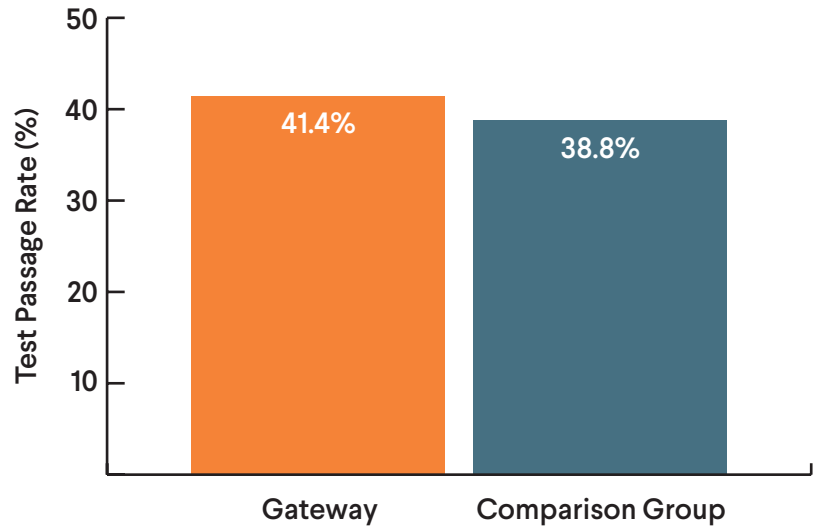
STATE REPORT CARD

<p>OVERALL RATING</p> <p>Meets Standards</p>	<p>ACHIEVEMENT COMPONENT</p> <p>Meets Standards</p>
<p>PROGRESS COMPONENT</p> <p>Meets Standards</p>	<p>GAP CLOSING COMPONENT</p> <p>Does Not Meet Standards</p>

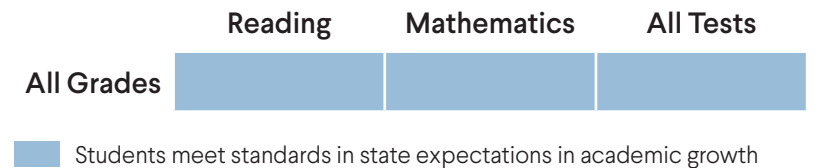


ACHIEVEMENT COMPONENT

How Does Gateway Compare to the Other Dropout Recovery Program Schools in Ohio?



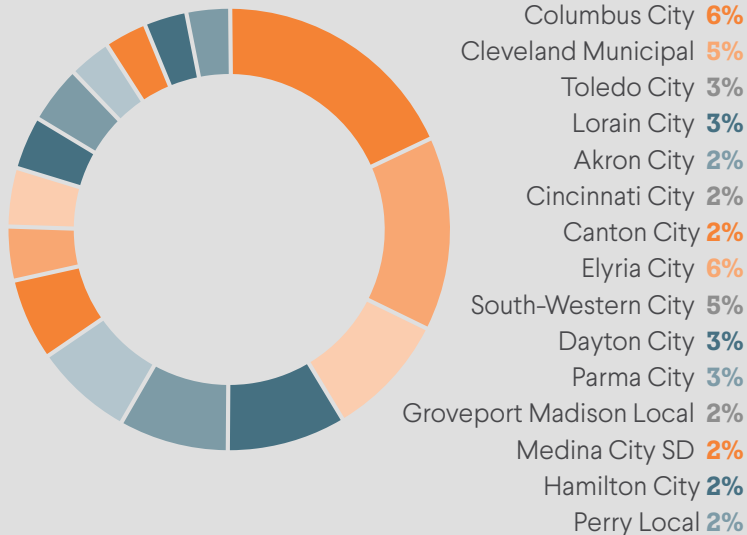
PROGRESS COMPONENT RATINGS BY SUBJECT & GRADE LEVEL



DISTRICTS OF RESIDENCE

In the 2022-23 school year, Gateway served students in 311 of the 611 school districts in Ohio (50%).

32% of students came from 15 districts:



An additional 46 districts accounted for enrollment between 5-9 students:

Alliance City, Barberton City, Bellaire Local, Blanchester Local, Brunswick City, Buckeye Local, Canton Local, Chillicothe City, Circleville City, Cleveland Heights-University Heights City, East Cleveland City School District, Eastern Local, Euclid City, Gallipolis City, Hilliard City, Huber Heights City, Lake Local, Lakota Local, Lancaster City, Lebanon City, Madison Local, Manchester Local, Marietta City, Massillon City, Miamisburg City, Mt Healthy City, Niles City, North Olmsted City, North Ridgeville City, North Royalton City, Oakwood City, Painesville City Local, Plain Local, Princeton City, Reynoldsburg City, Solon City, Southeast Local, Southwest Local, Springfield City School District, Vinton County Local, Warren City, Washington Local, West Clermont Local, Westerville City, Wooster City, Youngstown City

The remaining 451 students came from 250 districts that accounted for 1-4 students each.



SCHOOL BOARD CHAIRMAN

JONATHAN PETREA

VICE CHAIRWOMAN

DIANE J. FAEHRICH

BOARD TREASURER


KIMBERLY BARTLETT

BOARD SECRETARY

MARK SANZOTTA

BOARD MEMBER

MICHAEL W. JOHNS



St. Aloysius, as the sponsor of this school, is legally mandated to provide oversight, monitoring, and technical assistance. As part of the monitoring process, the performance of the school is assessed and evaluated on each of the required Ohio School Report Card components. Additionally, St. Aloysius has a regular presence at school board meetings where student performance indicators such as attendance, behavior, and academic achievement are tracked and financial and organizational issues that impact student success are reviewed and discussed. Key to the oversight, monitoring, and technical assistance is St. Aloysius' review of the school's Ohio Improvement Process (OIP) plan development and implementation. As a result of our thorough oversight and monitoring, St. Aloysius has determined that this school is substantially compliant with the rules and regulations governing community schools

All community school sponsors are required to submit a written report of the evaluation results of the school's academic, financial, and organizational performance, as well as the school's legal compliance with Ohio Revised Code, Ohio Administrative Code, and to the terms of the Community School contract. This report must be made available to parents of students enrolled in the community school by November 30th of each year under OAC 3301-102-05 (A) (3). An Annual Report regarding the performance of this school and other schools under the sponsorship of St. Aloysius will be posted on our website at www.stalschildren.org/charterschools and www.charterschoolspec.com no later than November 30, 2023. Parents are urged to review this report, in addition to other monitoring and evaluation reports available through the school or the sponsor for a full understanding of the school's performance.



FINANCIAL DATA

State Sources	2,492,850
Federal Sources	0
Local Sources	0
TOTAL REVENUES	\$2,492,850

Purchased Services	5,922,983
Other Expenses	18,384
TOTAL EXPENSES	\$5,941,367

At time of publication, 2023 fiscal year data was not available from the Ohio Auditor of State. For updated information visit: www.auditor.state.oh.us

